# Bringing Characters to Life

Setting, plot and characterisation – show, don't just tell




Created with LessonDino.com · AI lesson planner with checkable sources

# Today we will...



## WE ARE LEARNING TO

- explain how setting shapes behaviour and feelings
- link a plot choice to what a character values
- write speech, action and thought to reveal character

## SUCCESS LOOKS LIKE

- ✓ I can explain a setting's effect on a character
- ✓ I can link a plot choice to character change
- ✓ I can use speech, action and thought to show character

Created with LessonDino.com · AI lesson planner with checkable sources

# Key words

1. setting: where and when a story happens
2. plot: what happens - a problem and a choice
3. characterisation: how a writer shows what someone is like
4. effect: how writing makes a reader feel or think

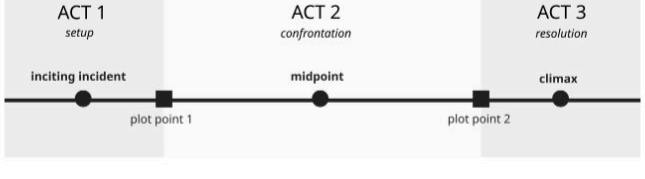


Diagram: Puikstekend · CC BY-SA 4.0 · Wikimedia Commons

Created with LessonDino.com · AI lesson planner with checkable sources

DID YOU KNOW?

# Readers believe what characters do, not what they are told.

A shaky voice in a cold corridor shows nerves without the word nervous.






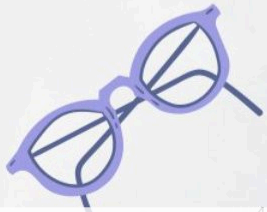

Created with LessonDino.com · AI lesson planner with checkable sources

# What could this be?



## How would a nervous new student act alone here?



Illustration: PIRO4D · Pixabay

Created with LessonDino.com · AI lesson planner with checkable sources

# Creating a Character




▶ 0:00 – 2:52

- Spot one appearance detail to steal
- Listen for a personality clue in voice



Created with LessonDino.com · AI lesson planner with checkable sources

BIG IDEA

# A problem forces a choice - and the choice shows character.



Created with LessonDino.com · AI lesson planner with checkable sources

# Guess the Character




▶ 0:00 – 5:00

- Guess the person from speech and action clues
- Steal one strong verb or voice idea







Created with LessonDino.com · AI lesson planner with checkable sources

# Your task



**Pick one place and role. Write 6-8 lines with speech, action and thought.**

1. Be Student A (late, honest) or B (calm, annoyed)
2. Choose canteen, rainy bus stop or corridor
3. Include speech, action and (thought) + final choice
4. Let the place change voice and body

**12 min**

**On your own**

Created with LessonDino.com · AI lesson planner with checkable sources

DID YOU KNOW?

# Same choice feels different in a noisy canteen or silent corridor.

Busy places force rushing and shouting; empty places force whispering and slow steps.





Created with LessonDino.com · AI lesson planner with checkable sources

# Think, pair, share

**Which hits hardest: vivid setting, bold choice, or strong voice? Why?**




Created with LessonDino.com · AI lesson planner with checkable sources

# Quick quiz

1. Setting only tells where a story happens. True or false?
2. Characterisation includes actions, speech and thoughts. True or false?
3. What is plot?
4. What proves honesty best?







Created with LessonDino.com · AI lesson planner with checkable sources