Name & Surname: _____ Class: _____ Date: _____

Time to the Minute



Read clocks and measure minutes passing

About 40 minutes Level ★★★☆☆

How to Tell Time

An analog clock has a **short** hour hand and a **long** minute hand.

- Read the **hour** first: use the number at or below the short hand.
- Count **minutes** by 5s for each number, then count on by 1s for extra marks.
- Match the **digital** clock with a colon, like 4:47, and find elapsed time by subtracting start from end.



Task A

/4

Warm up with these shapes: find area and perimeter.

1

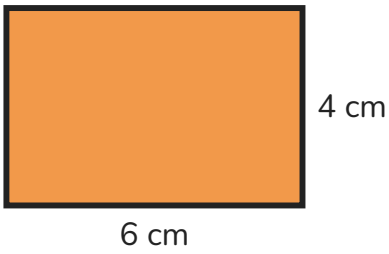

Area: _____ cm²

Perimeter: _____ cm

2



Area: _____ cm²

3

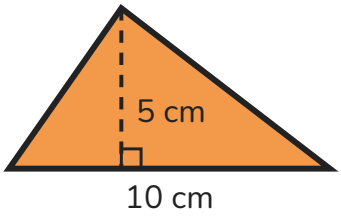

Area: _____ cm²

Created with LessonDino.com · AI lesson planner with checkable sources

Count Minutes Fast

Practice reading minutes and telling time to the nearest minute.

Key words

minute: 60 seconds, 60 make one hour

minute hand: long hand that shows the minutes

elapsed time: minutes that pass from start to end

hour hand: short hand that shows the hour

digital: time shown with numbers like 3:25

Task B

/10

Read each clock time and solve each interval to the minute.

WARM UP

1 The **minute** hand points to 2. How many **minutes** after the hour is it?

Answer: _____

2 The **minute** hand points to 7. How many **minutes** after the hour is it?

Answer: _____

3 The clock shows 4:00. What **number** does the **minute** hand point to?

Answer: _____

4 Write nine five in **digital** time.

Answer: _____

PRACTICE

5 The **minute** hand is 2 small marks past the 3. How many **minutes** after the hour is it?

Answer: _____

6 A clock shows 6:28. How many **minutes** after the hour is it?

Answer: _____

7 Basketball practice **started** at 2:10 and **ended** at 2:35. How many **minutes** passed?

Answer: _____

PROBLEM SOLVING

8 The **short** hand is just past 7 and the **long** hand shows 8 **minutes**. What **time** is it?

Answer: _____

9 Class **started** at 9:05 and **ended** at 9:50. How many **minutes** did class last?

Answer: _____

10 Explain how you know the **hour** is 4 when the time is 4:47 and the **hour** hand is close to 5.

Answer: _____

Created with LessonDino.com · AI lesson planner with checkable sources

Find the Mistake

Spot the wrong step in telling time to the minute.

Task C

/4

Find the wrong step in each solution and fix it.



Student A

The hour hand is between 7 and 8 and the minute hand points to 9. What time is it?

1. Hour hand is between 7 and 8
2. It is the 8 hour because it is closer to 8
3. So the answer is 8:45

The mistake is in step: _____

What went wrong?

.....

Correct answer: _____



Student B

The hour hand is just past 4 and the minute hand points to 2. What time is it?

1. Minute hand points to 2
2. That means 2 minutes
3. So the answer is 4:02

The mistake is in step: _____

What went wrong?

.....

Correct answer: _____

Created with LessonDino.com · AI lesson planner with checkable sources

Measure Time Passing

Practice finding elapsed time in minutes within and across the hour.

Task D

/10

Solve each start and end time to find minutes passed.

WARM UP

1. The **minute** hand points to 11. How many **minutes** after the hour is it?

Answer: _____

2. The **minute** hand points to 12. How many **minutes** after the hour is it?

Answer: _____

3. The hour hand is just past 10 and the **minute** hand points to 4. What **digital** time is it?

Answer: _____

PRACTICE

4. The **minute** hand is 3 small marks past the 8. How many **minutes** after the hour is it?

Answer: _____

5. A timer **started** at 4:05 and **stopped** at 4:38. How many **minutes** passed?

Answer: _____

6. A reading group **started** at 11:40 and **ended** at 12:05. How many **minutes** did it last?

Answer: _____

PROBLEM SOLVING

7. Recess **started** at 10:25 and **ended** at 10:55. How many **minutes** was recess?

Answer: _____

8. A student practiced math facts from 3:12 to 3:47. How many **minutes** of practice?

Answer: _____

9. The **short** hand is between 5 and 6 and the **long** hand is 1 mark past the 6. What **time** is it?

Answer: _____

10. Explain how you know 6:02 is not the same as 6:10 when the **minute** hand points to 2.

Answer: _____

Created with LessonDino.com · AI lesson planner with checkable sources

Read and Sort Time

Read clock faces to the minute and sort minute amounts.

Task E

/5

Write the **time** shown on each **clock** to the minute.

1



2



3



4



5



Created with LessonDino.com · AI lesson planner with checkable sources

Time to the Minute

↑↓ Task F Example done for you /5

Sort the minute amounts into two groups.

58 minutes | 33 minutes | ~~7 minutes~~ | 12 minutes | 45 minutes | 23 minutes

Less than 30 minutes after the hour	More than 30 minutes after the hour
7 minutes	

How did I do?

Circle a face for each line.

I can tell time to the nearest minute. ☹ 😐 ☺

I can read analog and digital clocks. ☹ 😐 ☺

I can measure time intervals in minutes. ☹ 😐 ☺

Created with LessonDino.com · AI lesson planner with checkable sources

Answer sheet: Time to the Minute

Task A

1. area = 24 cm², perimeter = 20 cm
2. area = 16 cm²
3. area = 25 cm²

Task B

1. 10 minutes
2. 35 minutes
3. 12
4. 9:05
5. 17 minutes
6. 28 minutes
7. 25 minutes
8. 7:08
9. 45 minutes
10. The hour hand does not reach 5 until 5:00, so at 4:47 it is still 4.

Task C

1. Step 2 is wrong: They read the greater hour number. The hour stays at the number at or below the hour hand until 8:00. Correct answer: 7:45
2. Step 2 is wrong: They read the clock number as minutes. Each number means 5 minutes, so 2 means 10 minutes. Correct answer: 4:10

Task D

1. 55 minutes
2. 0 minutes
3. 10:20
4. 43 minutes
5. 33 minutes
6. 25 minutes
7. 30 minutes
8. 35 minutes
9. 5:31
10. Each number is 5 minutes, so 2 means 10 minutes past, not 2 minutes past.

Task E

1. 3:07 (7 minutes past 3)
2. 7:45 (quarter to 8)
3. 10:27 (27 minutes past 10)
4. 6:50 (10 minutes to 7)
5. 12:03 (3 minutes past 12)

Task F

Less than 30 minutes after the hour: 7 minutes, 12 minutes, 23 minutes

More than 30 minutes after the hour: 33 minutes, 45 minutes, 58 minutes

---

Pictures: Microsoft Fluent Emoji (MIT); Illustration: isakarakus · Pixabay; Characters: Open Peeps by Pablo Stanley (CC0)

Created with LessonDino.com · AI lesson planner with checkable sources