Fractions on the Number Line

Finding new numbers between 0 and 1



Created with LessonDino.com · AI lesson planner with checkable sources

Today we will...



WE ARE LEARNING TO

- Understand a fraction as a number on the line
- Split 0 to 1 into equal parts
- Show 1/b and a/b on a line

SUCCESS LOOKS LIKE

- ✔ I can name the size of each part
- ✔ I can plot 2/3 and 3/4
- ✔ I can show where 1 lands

Created with LessonDino.com · AI lesson planner with checkable sources

Fractions are numbers too

📍

A number line

It shows numbers in order from left to right.

🟧

The whole

From 0 to 1 is one whole.

📌

Fractions fit

They sit at exact points between 0 and 1.

Created with LessonDino.com · AI lesson planner with checkable sources

Key words

numerator

Top number. Tells how many parts we count.

denominator

Bottom number. Tells equal parts in the whole.

unit fraction

One small part, like 1/4 or 1/3.

partition

Split into equal parts or jumps.



Created with LessonDino.com · AI lesson planner with checkable sources

Think, pair, share

Where would 1/2 go between 0 and 1? How would you find it?



Created with LessonDino.com · AI lesson planner with checkable sources

Watch: Splitting 0 to 1



▶ 0:00 — 4:16

- Watch how 0 to 1 splits into equal parts
- Listen for where 1/4 lands

Created with LessonDino.com · AI lesson planner with checkable sources

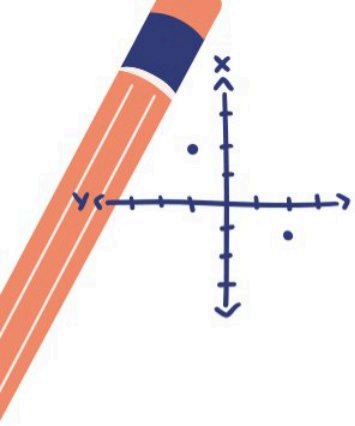

Denominator splits, numerator jumps

1. Denominator = how many equal parts.
2. Numerator = how many jumps from 0.
3. Each jump is one unit fraction.

Created with LessonDino.com · AI lesson planner with checkable sources

Watch: Bars become lines



▶ 0:00 – 4:19

- Watch how a paper bar matches the line
- Notice counting jumps from 0

Created with LessonDino.com · AI lesson planner with checkable sources



Your task

Make your own fraction number line with a paper strip.

1. Fold strip to make 4 equal parts.
2. Line it under 0 to 1.
3. Mark and label 1/4, 2/4, 3/4, 4/4.
4. Point and count jumps with your partner.

15 min

In pairs

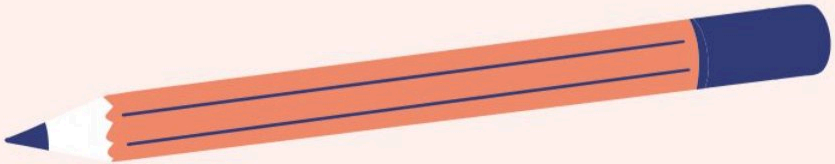

Created with LessonDino.com · AI lesson planner with checkable sources

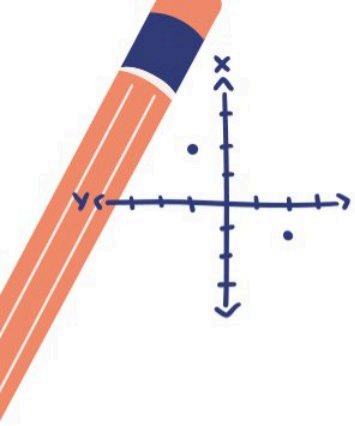

How to plot a fraction

1. Mark 0 and 1. That is the whole.

2. Split into b equal parts.

3. Each small part is 1/b.

4. Jump a times from 0 to find a/b.

Created with LessonDino.com · AI lesson planner with checkable sources

What could this be?

I split 0 to 1 into 4 equal jumps. I am 3 jumps from 0. What am I?





Created with LessonDino.com · AI lesson planner with checkable sources

Quick quiz

1. 0 to 1 is split into 3 equal parts. What is one part called?
2. Where is 2/3? How many 1/3 jumps from 0?
3. On a fourths line, which is greater: 1/4 or 3/4?
4. Where is 4/4 on the line?

Created with LessonDino.com · AI lesson planner with checkable sources