Name & Surname: _____

Time for Fun!

halves, o'clock and half past

About 30 minutes Level ★★★☆☆

How clocks work

The short hand shows the **hour**. The long hand shows **minutes**.

- At o'clock the long hand points to 12.
- At half past the long hand points to 6.



Shade half to show one half hour.

1 Shade $\frac{1}{2}$



2 Shade $\frac{1}{2}$

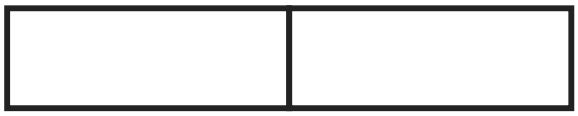

3

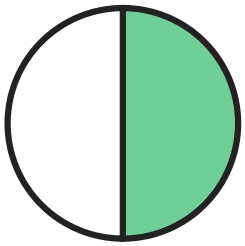

Fraction shaded: $\frac{\square}{\square}$

4



Fraction shaded: $\frac{\square}{\square}$

Grown-up tip

Point to a real clock together at home.

Created with LessonDino.com · AI lesson planner with checkable sources

Read the Clocks!

Key words

o'clock: the hour exactly, like 3:00

half past: 30 minutes after the hour, like 3:30

hour hand: the short hand on a clock

minute hand: the long hand on a clock

Read each clock and say the time aloud.

1



2



3



4



Grown-up tip

Say o'clock and half past aloud together.

Created with LessonDino.com · AI lesson planner with checkable sources

Sort the Times!

Put each time in the right group.

Example done for you

5:00 ~~2:00~~ 7:30 4:30 12:30 9:00

o'clock	half past
2:00	

Grown-up tip
Find these times on a real digital clock.

Created with LessonDino.com · AI lesson planner with checkable sources

Make the Numbers!

Build each number in the chart.

Number	Tens	Ones
7		
12		
30		

Grown-up tip
Find these numbers on a clock face.

Created with LessonDino.com · AI lesson planner with checkable sources

Match the Pairs!

Turn cards over to match analog and digital times.

Cut out the cards.

4 o'clock	half past 4	6 o'clock	**4:30**
4:00	half past 6	**6:00**	**6:30**

How did I do?

Circle a face for each line.

I can tell o'clock times. ☹ 😐 ☺

I can tell half past times. ☹ 😐 ☺

I can match analog and digital clocks. ☹ 😐 ☺

Grown-up tip

Say each time aloud as you match.

Created with LessonDino.com · AI lesson planner with checkable sources

Answer sheet: Time for Fun!

Task A

1. Shade 1 of the 2 equal parts ($\frac{1}{2}$).
2. Shade 1 of the 2 equal parts ($\frac{1}{2}$).
3. $\frac{1}{2}$
4. $\frac{1}{2}$

Task B

1. 3:00 (3 o'clock)
2. 7:30 (half past 7)
3. 9:00 (9 o'clock)
4. 12:30 (half past 12)

Task C

o'clock: 2:00, 5:00, 9:00
half past: 4:30, 7:30, 12:30

Task D

1. 7: – | 7
2. 12: 1 | 2
3. 30: 3 | 0

Task E

4:00 = 4 o'clock
6:00 = 6 o'clock
4:30 = half past 4
6:30 = half past 6

Pictures: Illustration: geralt · Pixabay

Created with LessonDino.com · AI lesson planner with checkable sources